



CAREEREDGE EVALUATOR REPORT

ACTIVITIES THROUGH JUNE 30, 2014

September 25, 2014

Ves(tric)s

CareerEdge
Funders Collaborative



VISION

CareerEdge will be known as the region's distinguished workforce development organization that promotes economic prosperity through strong employer-labor and community partnerships.


MISSION

Our mission is to provide an exceptional labor force to a region's growing industries by leveraging community assets and forming high-performing workforce partnerships. □

ACHIEVEMENTS SINCE INCEPTION

\$4.5 million

investment



597 new jobs created

20% promoted

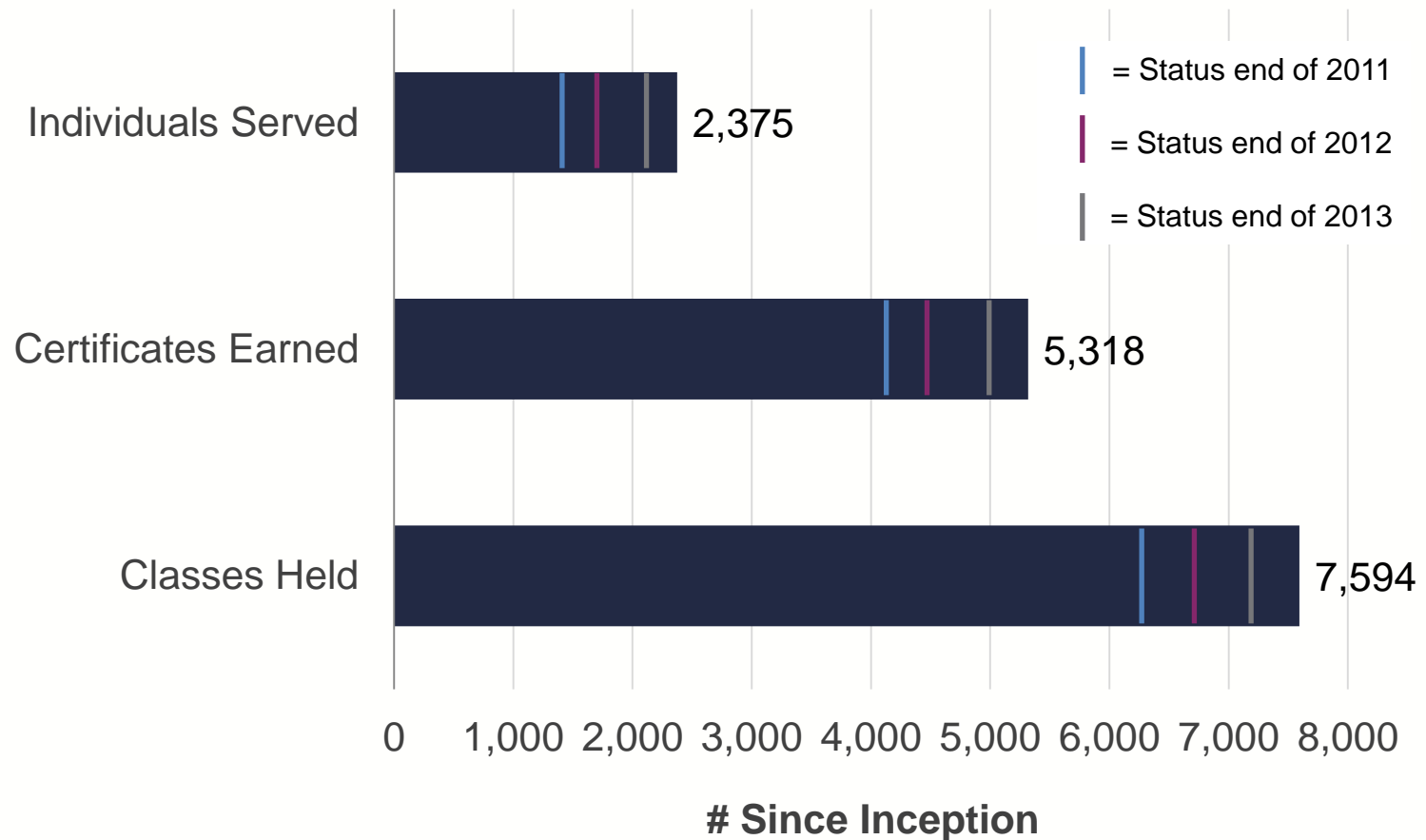
65% earned raises

16 graduates from the new
Precision Machining program

18 area employers actively engaged
in developing their employees

TRAINING OUTCOMES

Since inception (late 2010)



DEGREES & CERTIFICATES EARNED

Credential	Total # Earned	# Earned This Year
GED/High School Equivalency	3	2
BA or BS Degree	30	6
Occupational skills certificate/credential	3,704	182
Occupational skills licensure	19	-
Workplace readiness credential	630	37
Other recognized educational or occupational skills certificate/credential	511	34
Other (e.g., Digital Literacy, Financial Literacy)	421	74
Total	5,318	335
+ Select certificates/degrees earned in 2014		
– Advanced Cardiovascular Life Support (15)		
– Bachelor's degree in Nursing (4)		
– Certified Revenue Cycle Specialist (17)		
– Trauma Nursing Core Course (49)		
– Certified Nursing Assistant (2)		
– Welding Basics (4)		

ACHIEVEMENTS, CONT.

- + SCTI Precision Machining inaugural class graduates **100%** of students
 - 81% employed within 30 days of graduation



Photo courtesy of CEFC

GOALS

1. Move low-wage workers into higher-paying jobs
2. Provide employers with the skilled employees they need
3. Create system change regarding:
 - a. Partnerships between business and community-based organizations
 - b. Public policy regarding workforce development



GOALS

1. Move low-wage workers into higher-paying jobs



Average
\$2.18/hour
in cumulative
raises



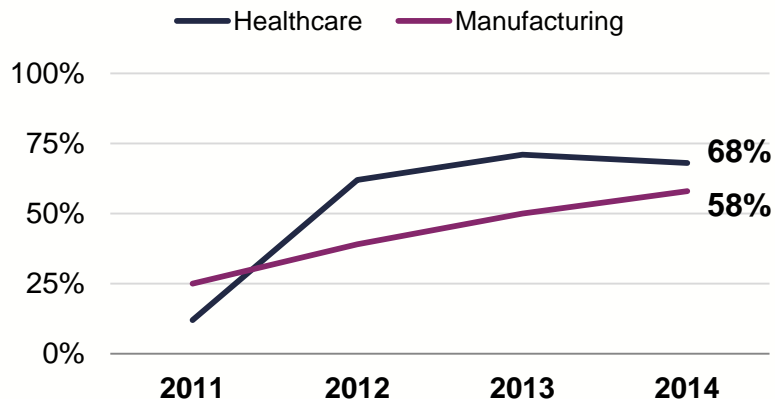
429 people
promoted

RAISES

Median # Months to First Raise



% of Employees Earning at Least One Raise (Annual Snapshot)

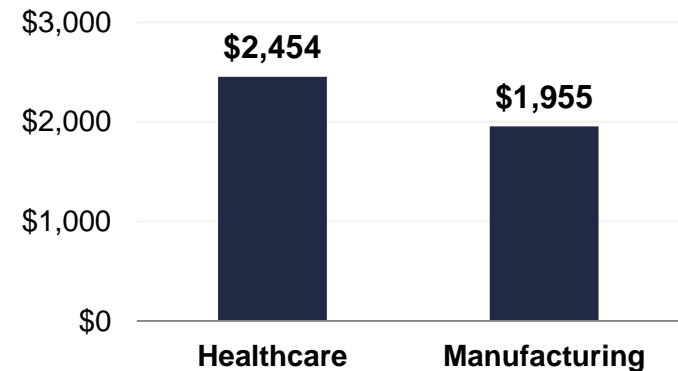


Raises earned by

1,107 Healthcare employees (68%)

297 Manufacturing employees (59%)

Yearly Additional Income through Raises



Average Raises

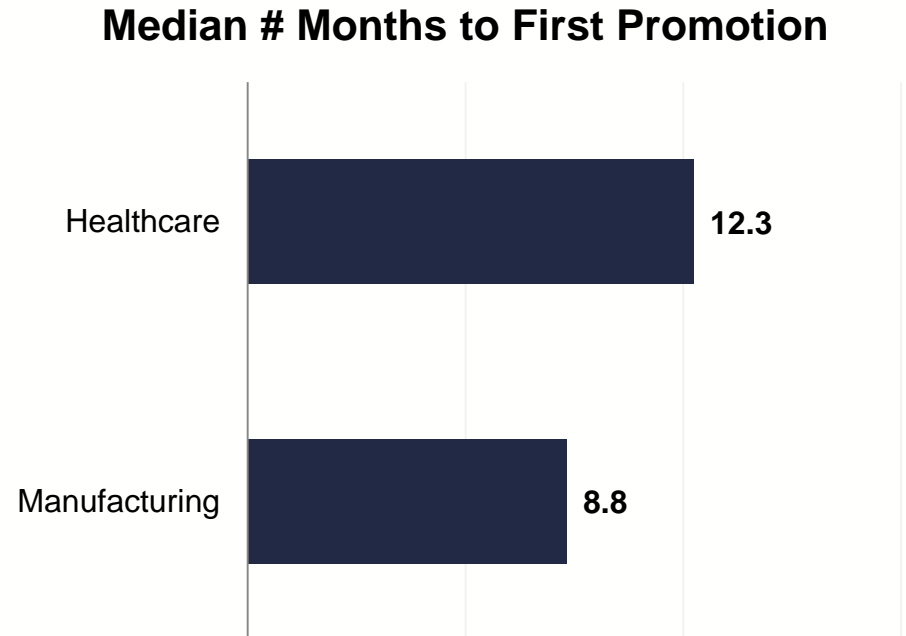
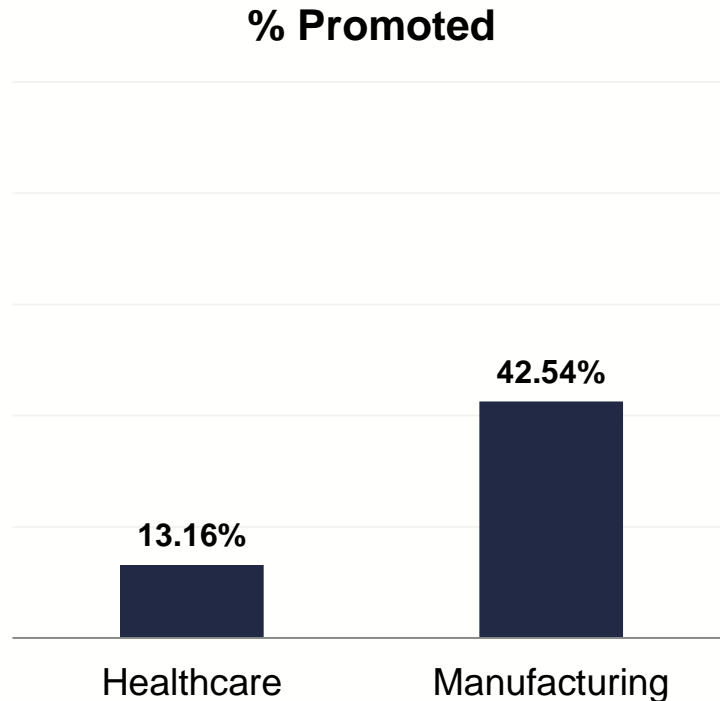
Healthcare: 5% (\$1.18/hour)

Manufacturing: 9% (\$0.94/hour)

PROMOTIONS

429 individuals have earned at least one **promotion**

- First promotions occurred more quickly for employees in manufacturing.



GOALS

2. Provide employers with the skilled employees they need



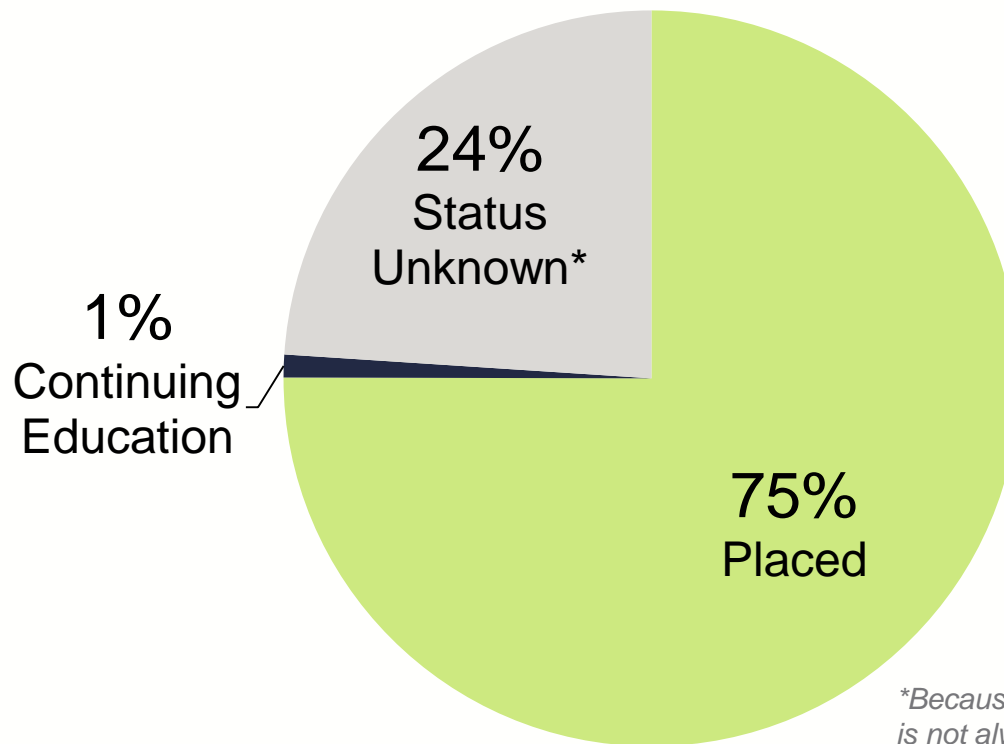
JOB CREATION

- + Joint effort with CareerSource Suncoast
- + **597 jobs created** in the region



JOB SEEKER IMPACT


Three quarters (381) of job seekers placed



**Because of an issue with how data are collected, it is not always possible to be sure whether an individual has not gained employment or if s/he could not be reached for follow-up.*

GOALS

3. Create system change regarding:
 - a. Partnerships between business and community-based organizations
 - b. Public policy regarding workforce development
- + Successful graduation and hiring of precision machining students illustrates the positive working relationships among educators, employers, trade associations, and other community organizations. A second class is scheduled for the fall semester.



APPENDIX

ALL PARTICIPANTS

Partnership / Employment Status	Participant Details							
	Training Details				Hiring / Employment Details			
	# Trained	# Success. Completed	# Still Attending 1 st Class	# Hired	# Emps Earning Raises	# of Raises Earned*	Avg. Amount of Raise	# Promotions*
Healthcare								
Incumbents	1,630	1,380	109	NA	1,106	2,009	\$1.19	242
Job Seekers	15	13	-	2	1	1	\$1.00	-
Manufacturing								
Incumbents	186	159	8	NA	126	240	\$1.00	91
Job Seekers	404	389	-	337**	170	479	\$0.90	285
Bridges Community***								
Goodwill North Port****	13	12	-	7				
Suncoast CC	127	90	32	35				
Total	2,375	2,043	149	381	1,403	2,729	\$1.12	618

* Note that individuals can receive more than one raise and/or promotion.

** Includes the 13 SCTI Precision Machining graduates hired through July 31, 2014.

*** Longer-term advancement details for the Bridges Community partnership are not included here, as the focus of that partnership is on initial placement of job seekers.

**** 2014 Goodwill North Port trainees included here. (2012 trainees included in "Manufacturing Job Seekers.")

BRIDGES FUNDING RECIPIENTS

1,048 participants received Bridges funding

Participant Details								
Partnership / Employment Status	Training Details			Hiring / Employment Details				
	# Trained	# Success. Completed	# Still Attending 1 st Class	# Hired	# Emps Earning Raises	# of Raises Earned*	Avg. Amount of Raise	# Promotions*
Healthcare								
Incumbents	372	273	38	NA	264	478	\$1.06	96
Job Seekers	15	13	-	2	1	1	\$1.00	-
Manufacturing								
Incumbents	121	119	1	NA	71	185	\$0.84	85
Job Seekers	400	385	-	320	170	479	\$0.90	285
Bridges Community**								
Goodwill North Port***	13	12	-	7				
Suncoast CC	127	90	32	35				
Total	1,048	892	71	364	506	1,143	\$0.96	466

*Note that individuals can receive more than one raise and/or promotion.

**Longer-term advancement details for the Bridges Community partnership are not included here, as the focus of that partnership is on initial placement of job seekers.

*** 2014 Goodwill North Port trainees included here. (2012 trainees included in "Manufacturing (former Bridges)" Job Seekers.)

TRAINING SUMMARY: HEALTHCARE

Course Details

(individual students may take multiple courses)

Grantee	# of Partic	# Unique Course Titles	Total # Courses Started	# Success. Compl.	# In Prog.*	# Not Success. Compl.	# Courses Dropped	# People Dropping	# Certs Earned	% Courses in "Good Standing"***
MANATEE COUNTY										
Blake Hospital	761	323	3220	3,125	76	9	10	9	1,496	
Life Care Center	111	23	175	155	7	5	8	8	56	
Manatee Memorial	46	10	50	26	14	-	10	9	26	
<i>Manatee Subtotal</i>	<i>918</i>	<i>356</i>	<i>3445</i>	<i>3306</i>	<i>97</i>	<i>14</i>	<i>28</i>	<i>26</i>	<i>1578</i>	
SARASOTA COUNTY										
BioLucid	12	1	12	10	-	-	2		10	
Comm'y Health Sys.	74	2	77	38	38	-	1	1	22	
Kobernick House	230	85	2,098	2,089	2	3	4	4	2,086	
Pines of Sarasota	90***	3	152	122	-	1	7	5	22	
Planned Parenthood	62	6	119	119	-	-	-	-	7	
Sarasota Memorial	117	16	119	50	31	-	38	38	49	
Tidewell Hospice	86	6	86	77	2	7	-	-	68	
Venice Regional	43	15	43	40	2	-	1	1	25	
<i>Sarasota Subtotal</i>	<i>624</i>	<i>134</i>	<i>2706</i>	<i>2545</i>	<i>75</i>	<i>11</i>	<i>53</i>	<i>49</i>	<i>2289</i>	
Total	1,632	490	6,151	5,851	172	25	81	75	3,867	

* Includes two Manatee Memorial and one Tidewell Hospice participants taking time off from their classes.

** "In Good Standing," represented in green, includes courses successfully completed plus those still "In Progress." The gray includes those courses dropped or not successfully completed.

***Pines only reported detailed data for 68 participants. For the other 22, it is only known that they took training.

TRAINING SUMMARY: MANUFACTURING

Course Details

(individual students may take multiple courses)





Grantee	# of Partic	# Unique Course Titles	Total # Courses Started	# Success. Compl.	# In Prog.	# Not Success. Compl.	# Courses Dropped	# People Dropping	# Certs Earned	% Courses in "Good Standing"*
MANATEE COUNTY										
Air Products	24	2	24	24	-	-	-	-	24	
CCRA/ MSSC	12	2	26	24	-	2	-	-	17	
14 th St. CRA	8	1	8	8	-	-	-	-	38	
Manatee Subtotal	44	5	58	56	0	2	0	0	79	
SARASOTA COUNTY										
Advanced Masonry	14	2	28	28	-	-	-	-	28	
Berry Soft Skills	10	1	10	9	-	-	1	1	36	
Goodwill North Port	14	1	14	14	-	-	-	-	47	
KHS	48	13	164	164	-	-	-	-	5	
Mustang Vacuum	8	2	10	-	10	-	-	-	-	
PGT	243	2	486	475	-	11	-	-	435	
Radiant Power	12	5	16	14	2	-	-	-	14	
SCTI Precis. Machining	16	1	16	16	-	-	-	-	16	
Tervis	181	3	477	475	-	2	-	-	428	
Sarasota Subtotal	546	30	1221	1195	12	13	1	1	1009	
Total	590	35	1,279	1,251	12	15	1	1	1,088	

* "In Good Standing," represented in green, includes courses successfully completed plus those still "In Progress." The gray includes those courses dropped or not successfully completed.

TRAINING SUMMARY: BRIDGES COMMUNITY

Course Details

(individual students may take multiple courses)

Partner	# of Partic	# Unique Course Titles	Total # Courses Started	# Success . Compl.	# In Prog.	# Not Success. Compl.	# Courses Dropped	# People Dropping	# Certs Earned	% Courses in "Good Standing"
<i>Bridges Community Partnership</i>										
Suncoast CC	75	13	84	76	3	-	5	5	287	
Goodwill North Port (2014)	13	1	13	12	-	-	1	1	48	
JFCS HF/HF	52	3	52	20	32	-	-	-	20	
Total	140	17	149	108	35	-	6	6	355	

* "In Good Standing," represented in green, includes courses successfully completed plus those still "In Progress." The gray includes those courses dropped or not successfully completed.

INVESTMENTS TO DATE

Grantee/ Program	Total CareerEdge Grants		Employer Contribution	CareerSource Suncoast & SCGOV	Total Investment Since Inception
	Amount Awarded	Total Paid			
Healthcare Partnership					
Blake Hospital	\$214,664	\$214,664	\$1,504,659	-	\$1,719,323
BioLucid	\$11,250	\$11,250	\$11,504	\$11,250	\$34,004
Kobernick House	\$50,000	\$50,000	\$75,867	-	\$125,867
Life Care Center of Sarasota	\$148,568	\$148,568	\$116,397	-	\$264,965
Manatee Memorial Hospital	\$103,620	\$77,620	\$305,111	-	\$382,731
Pines of Sarasota	\$45,315	\$45,315	\$75,792	\$55,792	\$176,899
Planned Parenthood	\$50,494	\$25,247	\$283,747	-	\$308,994
Sarasota Memorial Hospital	\$111,654	\$111,654	\$174,369	-	\$286,023
Tidewell Hospice	\$57,835	\$49,388	\$87,519	\$9,675	\$146,582
Venice Regional	\$50,960	\$50,960	\$34,550	-	\$85,510
Community Health Systems	\$35,433	\$35,433	\$103,792	\$21,700	\$160,925
Healthcare Total	\$879,793	\$820,099	\$2,773,307	\$98,417	\$3,691,823
Manufacturing Partnership					
Air Products	\$68,600	\$34,265	\$119,989	-	\$154,254
SCTI	\$25,000	\$25,000	-	\$345,000	\$370,000
KHS	\$27,260	\$13,630	\$51,650	\$5,950	\$71,230
Mustang Vacuum	\$17,214	\$8,607	\$72,339	-	\$80,946
Radiant Power	\$20,843	\$10,422	\$6,609	\$1,100	\$18,131
PGT Industries	\$7,650	\$7,650	\$1,440	-	\$9,090
Tervis Tumblers	\$20,150	\$20,150	\$6,628	-	\$26,778
CCRA/MSSC	\$6,890	\$6,890	-	-	\$6,890
Advanced Masonry Systems	\$3,858	\$3,858	\$827	\$47,882	\$52,567
Berry Plastics	\$7,200	\$7,200	-	-	\$7,200
Goodwill North Port	\$5,163	\$5,163	-	-	\$5,163
14th St. CRA	\$9,257	\$9,257	-	-	\$9,257
Manufacturing Total	\$219,085	\$152,092	\$259,482	\$399,932	\$811,506
Bridges Community Partnership					
Suncoast Community Capital	\$80,000	\$55,000	-	-	\$55,000
Total	\$1,178,878	\$1,027,191	\$3,032,789	\$498,349	\$4,558,329