

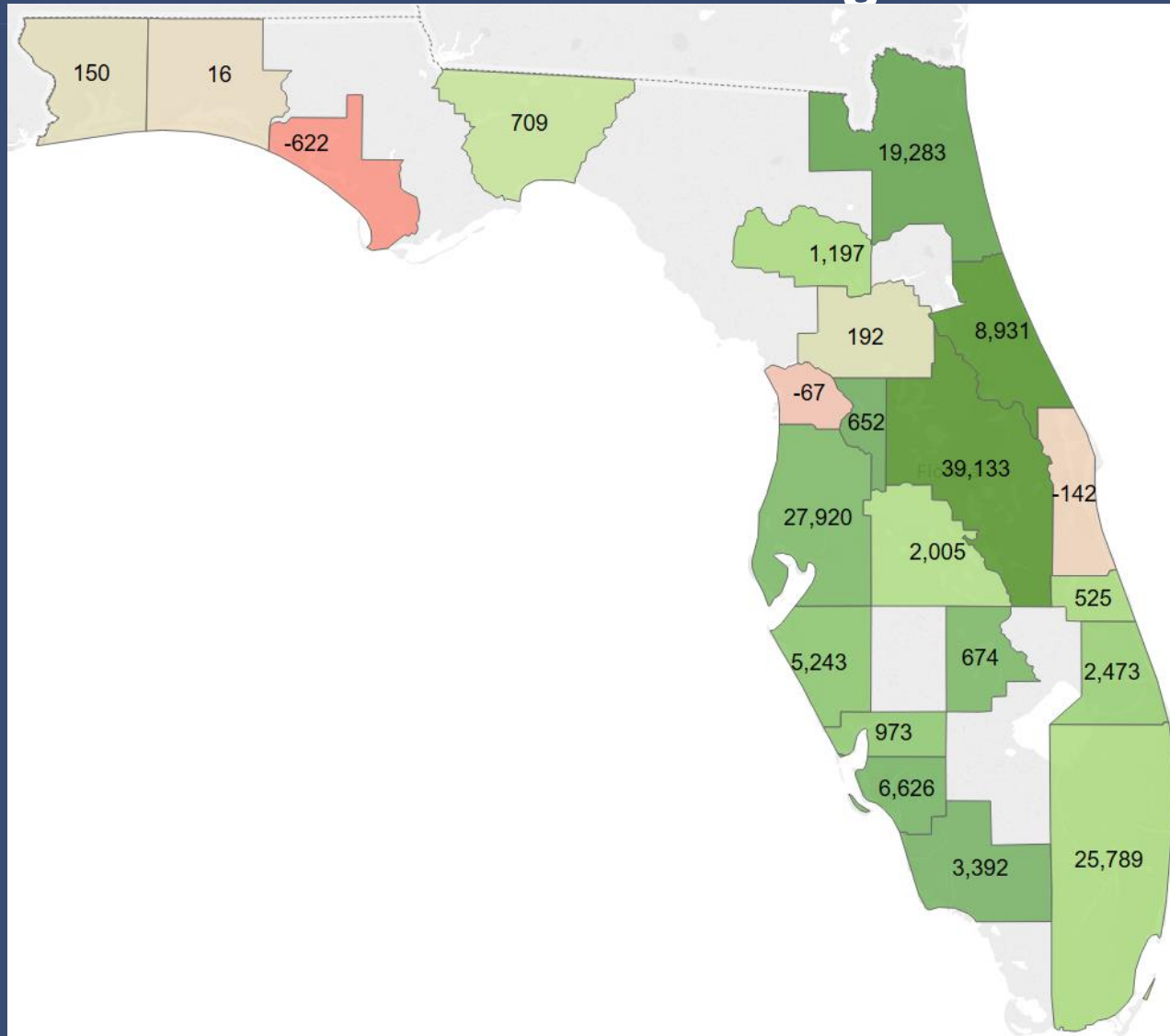
Six Pillars: Securing Florida's Future Together



Florida - 1 out of How Many Jobs in the U.S.?



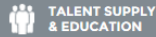
Florida's Job Creation – Aug '15 to August '16



Source: Bureau of Labor Statistics, Conference Board, Florida Department of Economic Opportunity, Federal Reserve Data

THE FLORIDA SCORECARD METRICS TO HELP SECURE FLORIDA'S FUTURE

view Scorecard for...



TALENT SUPPLY & EDUCATION



INNOVATION & ECON. DEVELOP.



INFRASTRUCTURE & GROWTH LEADERSHIP



BUSINESS CLIMATE & COMPETITIVENESS



CIVICS & GOVERNANCE



QUALITY OF LIFE

State of Florida Metrics (What is this?)

Florida FutureCast

Click any metric to get more information!



UNEMPLOYMENT RATE

4.7%

(Unchanged)

Jobs Year Over Year Change

259,800

Updated 08/2016



CONSUMER SENTIMENT

90.9

(Improving)

Updated 09/2016



STATE OF FLORIDA VISITORS

\$89.1

Billion Visitor Spending

106.0

Million Visitors

Updated 01/2015



STATE HOUSING STARTS & SALES

7,403

Starts (Improving)

25,070

Sales (Improving)

Updated 08/2016



SALES TAX REVENUE

\$2.178

Billion per Month (Declining)

Updated 2016



INCOME MIGRATION

\$805K

Per Hour



POVERTY RATE

16.6%

(Improving)

Updated 2014



HIGH SCHOOL GRADUATION RATE

77.8%

(Improving)

Updated 01/2015



VOTER PARTICIPATION

51%

(Declining)

Updated 01/2014



RIGHT / WRONG DIRECTION

40%/41%

Updated 08/2016



LAND IN CONSERVATION

28%



POPULATION

20.27

Million

Updated 01/2015



TALENT SUPPLY & EDUCATION



INNOVATION & ECON. DEVELOP.



INFRASTRUCTURE & GROWTH LEADERSHIP



BUSINESS CLIMATE & COMPETITIVENESS



CIVICS & GOVERNANCE



QUALITY OF LIFE

State of Florida Metrics (What is this?)

Florida FutureCast

Talent Supply & Education

Click any metric to get more information!

4TH GRADE RANKINGS

19th
Math (Improving)

11st
Reading (Declining)

8TH GRADE RANKINGS

43rd
Math (Declining)

33rd
Reading (Improving)

HIGH SCHOOL GRADUATION RATE

77.8%
(Improving)

Updated 01/2015

COLLEGE AFFORDABILITY

4th
(Improving)

Updated {ts '2015-01-01 00:00:00'}

UNEMPLOYMENT RATE

4.7%
(Unchanged)

Jobs Year Over Year Change

259,800

Updated 08/2016

3RD GRADE READING SCORES

54%
(Improving)

Updated 2016

EDUCATIONAL ATTAINMENT

26.8%
Bachelor (Improving)

86.5%
High School (Improving)

Updated 2014

Sarasota County Metrics (What is this?)

Florida FutureCast

Click any metric to get more information!

UNEMPLOYMENT RATE

4.5%

(Declining)

With Disability (2014) **7.4%**

Jobs Year Over Year Change

2671

Updated 05/2016

HOUSING PERMITS

2,908

Permits (Improving)

Updated 2015

SALES TAX REVENUE

\$66.55

Million per Year (Improving)

Updated 2014

INCOME MIGRATION

\$439.44

Million per Year

POVERTY RATE

10.8%

(Improving)

Updated 2014

HIGH SCHOOL GRADUATION RATE

79.2%

(Declining)

Updated 01/2015

LAND IN CONSERVATION

17%

POPULATION

398.46

Thousand

Updated 01/2016

THE FLORIDA SCORECARD

METRICS TO HELP SE

TALENT SUPPLY & EDUCATION

INNOVATION & ECON.

ard for... 

ICS & GOVERNANCE


QUALITY OF LIFE

Sarasota County

Click any metric to get more information

Sarasota County FutureCast

Net New Jobs Needed By 2020	Net New Jobs Needed By 2030
9,502	28,057
Current Population	2030 Population Range
398,460	460,000-529,000



UNEMPLOYMENT RATE

4.5%
(Declining)

With Disability (2014) **7.4%**

Jobs Year Over Year Change

2671

Updated 05/2016

2,908
Permits (Improving)

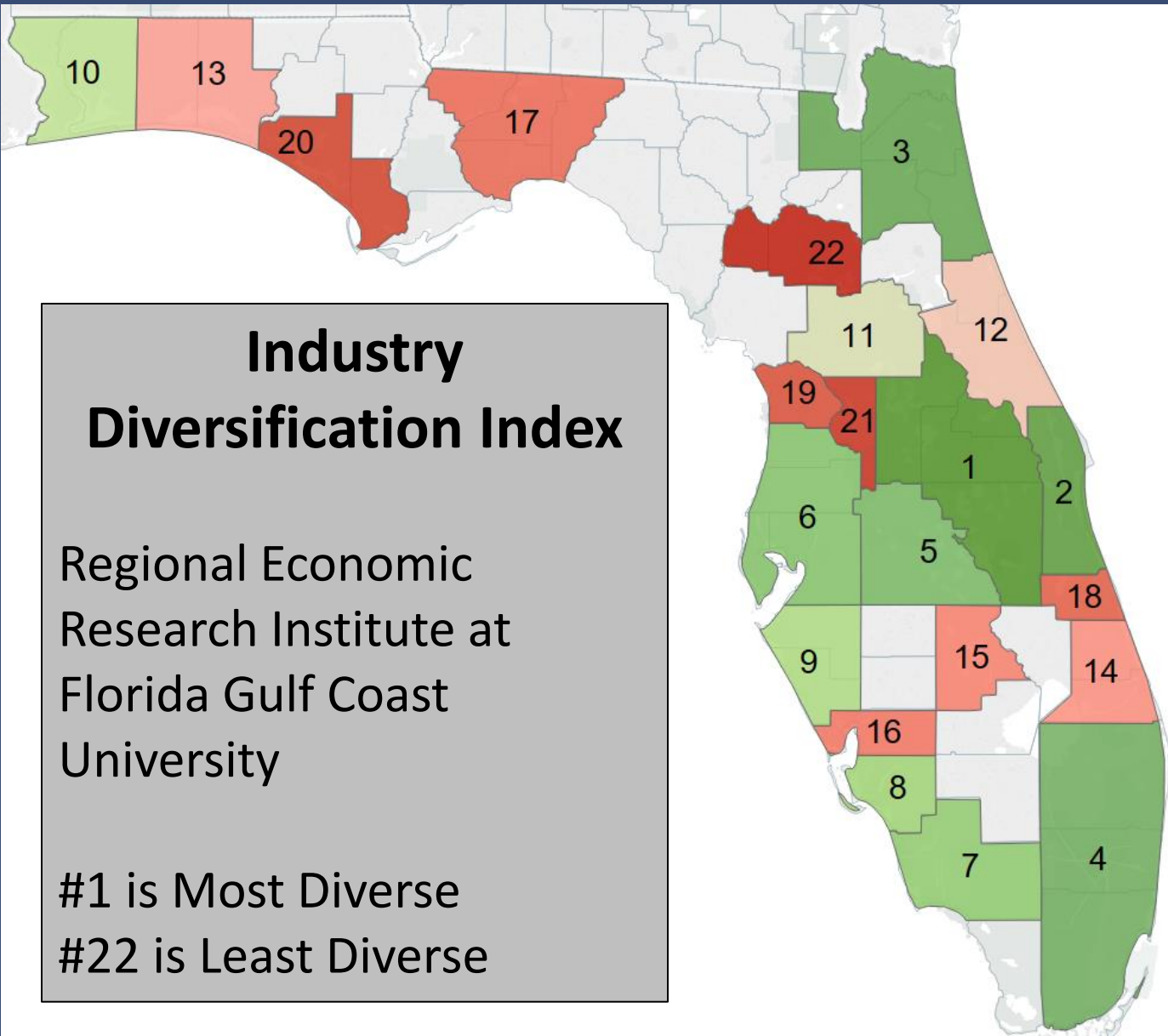
Updated 2015

\$66.55
Million per Year (Improving)

Updated 2014

INCOME MIGRATION

\$439.44
Million per Year



FLORIDA  **2030**
FLORIDA CHAMBER FOUNDATION

Thank You!

Jerry D. Parrish, Ph.D.

Chief Economist & Director of Research

Florida Chamber Foundation

jparrish@flfoundation.org

[@DrJerryParrish](#)